



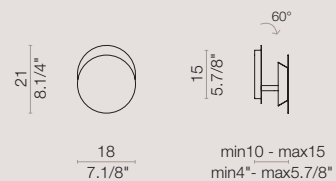
# BACK TO THE LIGHT



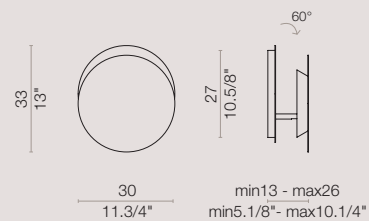
itama

074 / 075

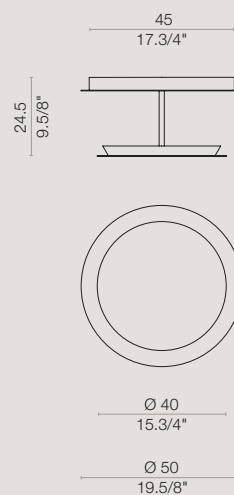
AP 15



AP 30



PL



PROJECT:

TYPE:

MODEL #

FINISH/COLOUR

WATTAGE

LIGHT SOURCE

VOLTAGE

**BACK** collection

design Massimo Tonetto



[En] → White powder-coated metal structure, RAL 9010. Powder-coated front reflector available in 3 colors. Only for the wall version it is adjustable by a chromed joint. Prismatic PMMA diffuser; LED 220-240V installed inside a polished element.

[It] → Struttura in metallo verniciato a polveri bianco RAL 9010. Disco frontale in metallo verniciato a polveri nei 3 colori disponibili regolabile con snodo cromato solo per versione a parete. Diffusore in PMMA prismatico e sorgente LED 220-240V posti all'interno dell'elemento tornito.

**material**metal  
metallo**light source**

LED 220-240V

120V for  
NORTH AMERICA

Dimmer not included / Dimmer non incluso

**equipment****AP 15**

12W LED 3000°K lm1200

**AP 30**

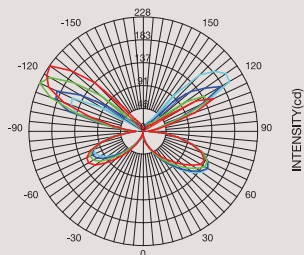
21W LED 3000°K lm1850

**PL**

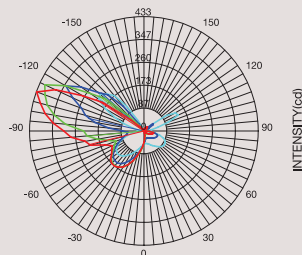
38W LED 3000°K lm3000

**symbols****colors**white / bianco  
RAL 9010dove / tortora  
RAL 1019black / nero  
RAL 9005**photometric test**

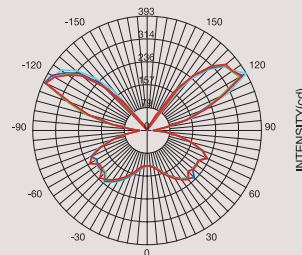
AP 30 "0°"



AP 30 "60°"



PL







**BACK** *collection*

[En] → **The eclipse.** The simple gesture of overlapping two circular shapes, inserting a light source between them, gives this lamp the suggestive light of a lunar eclipse. The effect can be personalized and pointed for the wall light as one of the two discs is adjustable. The contrast of the reflecting element, always in white, and the darker disk is also underlined by the different color options for the second disc.



## **BACK**

**AP 15 / AP 30**

wall lamp

### **dimensions**

W 18 x DPT min 10 - max 15 x H 21 cm

W 30 x DPT min 13 - max 26 x H 33 cm

### **color**

black 9005



[En] → The light source placed inside the polished metal element, is shielded by a prismatic PMMA diffuser which ensures uniformity of light emission.

[It] → La sorgente luminosa collocata all'interno dell'elemento tornito in metallo, è schermata da un disco in PMMA prismatico che garantisce uniformità all'emissione della luce.




white 9010

dove 1019

black 9005






[En] → The joint allows a 60 degrees rotation from the diffuser, so that it is possible to change the direction of the light. The front reflector is available in three powder coated colors; the back reflector installed on the wall or on the ceiling comes only in white for greater reflectivity.

[It] → Lo snodo consente alla sorgente luminosa una rotazione di 60 gradi rispetto al diffusore: questo rende possibile variare la direzione dell'emissione luminosa. Il disco frontale è disponibile in tre colori verniciati a polveri, mentre quello montato a parete o soffitto è sempre di colore bianco per riflettere al meglio la luce.



[En] → The chrome plated metal cylinder is a structural part of the lamp, that connects the ceiling diffuser and frontal element. It also contains the wiring for the lighting source placed inside the polished plate.

[It] → Il cilindro in metallo cromato è un componente strutturale che collega il diffusore a soffitto all'elemento frontale, inoltre contiene il cavo di alimentazione della sorgente luminosa collocata all'interno del disco tornito.





**BACK**

**PL**  
ceiling lamp

**dimensions**  
Ø 50 x H 24.5 cm

**colors**  
dove 1019  
white 9010